

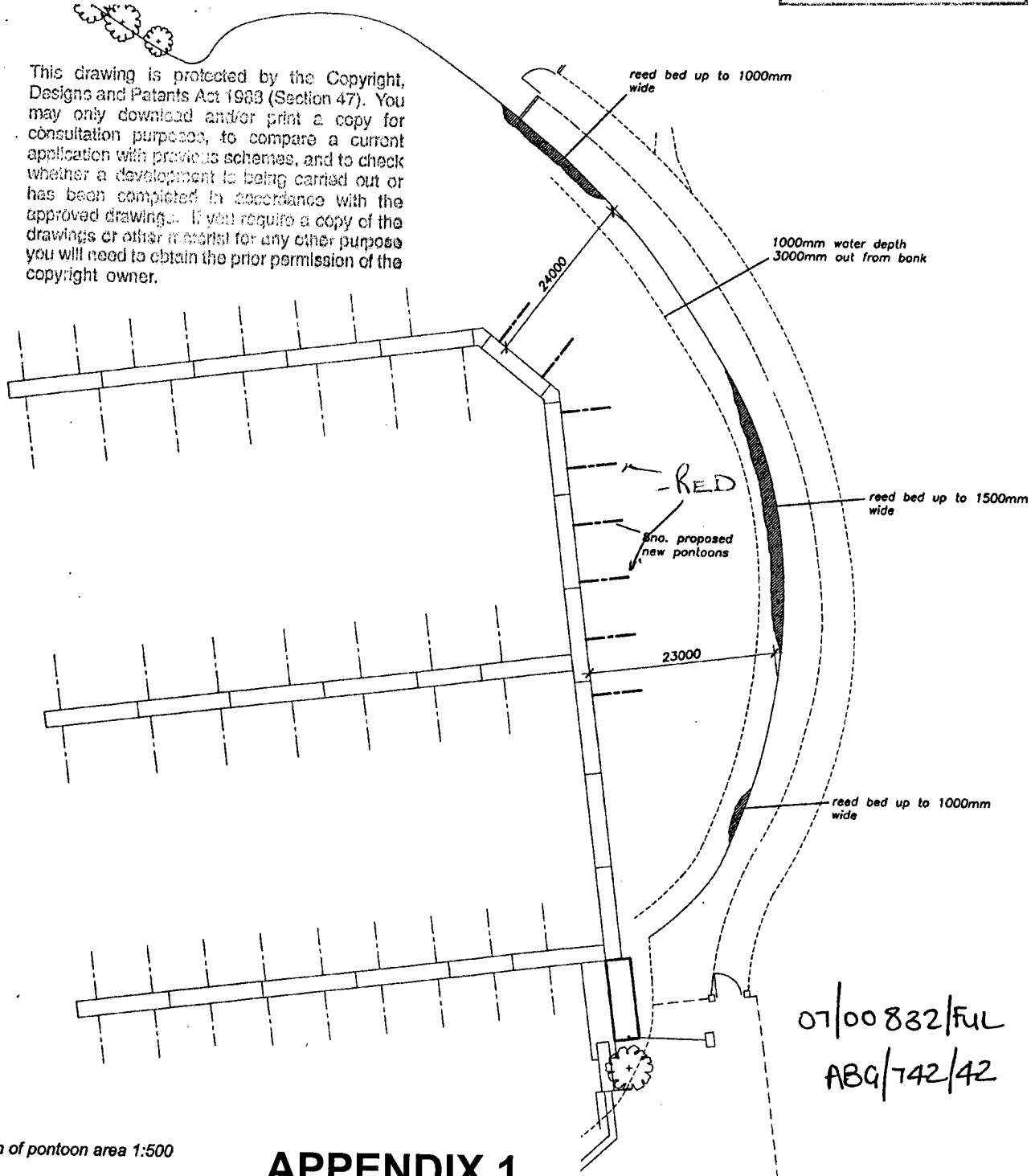
Marina Plan 1:2500

- 1:50 = 3m
- 1:100 = 6m
- 1:200 = 12m
- 1:500 = 30m
- 1:1250 = 75m
- 1:2500 = 150m

Abingdon Marina
 Proposed Additional Moorings
 18/1/07

WARRINGTON BOROUGH
 DISTRICT COUNCIL
 REC'D 21 MAY 2007
 CORPORATE POSTAL
 SERVICES - 6

This drawing is protected by the Copyright, Designs and Patents Act 1988 (Section 47). You may only download and/or print a copy for consultation purposes, to compare a current application with previous schemes, and to check whether a development is being carried out or has been completed in accordance with the approved drawings. If you require a copy of the drawings or other material for any other purpose you will need to obtain the prior permission of the copyright owner.



Plan of pontoon area 1:500

07/00832/FUL
 ABG/742/42

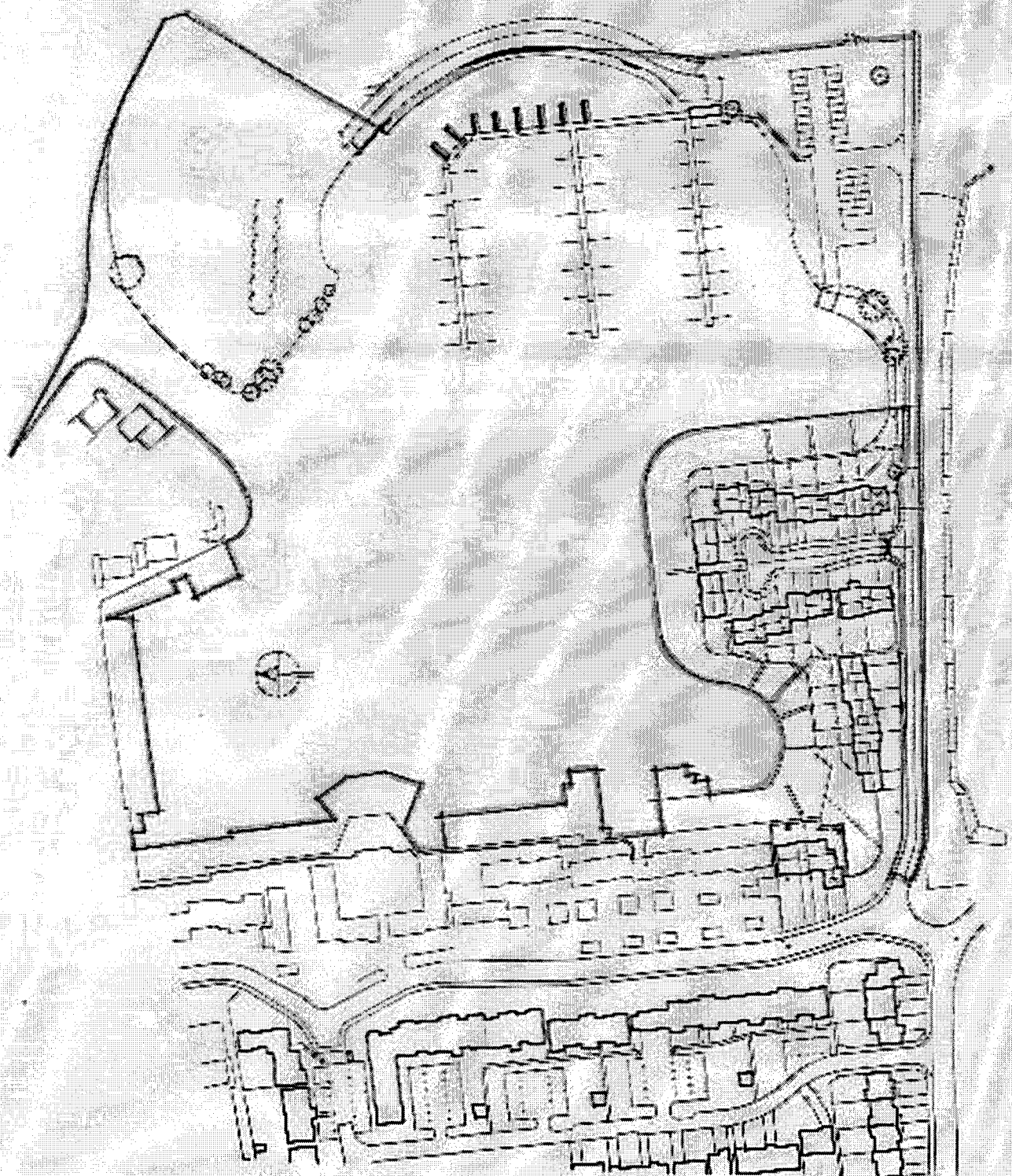
APPENDIX 1

APPENDIX 1


APPROVED
DATE: 27.10
CONSTRUCTION
THESE

01/00002/100 A89/192/42

Abingdon Marina
Proposed Additional Moorings
Mooring Plan 1:1250



PROPOSAL TO INCREASE THE NUMBER OF BERTHS AT
ABINGDON MARINA.



This is an application to increase the number of moorings at Abingdon Marina by 20 to 120 berths.

The proposal is to attach a further eight small finger pontoons to the main pontoon where presently we have three narrow boat moorings, 95, 97, & 99.

You will see from the plan provided that these extra moorings will be facing the park and would in no way affect any residents view.

This permission is requested especially for the smaller cruiser and day craft mostly owned by residents of Abingdon.....presently we have 47 such people on our waiting list, so there is a strong demand for this extra facility.

The 8 finger pontoons would provide 16 moorings for boats up to 22 feet in length and would replace the 3 existing narrowboat moorings making a total of 113 moorings. A further 7 moorings would simply allow us to react to market forces, by putting two smaller boats in the space allocated for a longer boat.

For example berth no 35 would take up to a 50 ft. narrowboat or we could put two 22 ft cruisers there. There are five berths which could be used as such, they are:

Nos. 2, 35, 38, 65 each of which could berth two smaller cruisers and berth 100 (which would also include part of the present 99), which could berth 4 small boats. So just by allowing smaller boats to moor in our larger spaces we would increase the number of boats moored here by seven. Which is why we need the leeway of permission for a total of 120 boats.

Our measurements and soundings of the area of water park side of the main pontoon show that the minimum distance of pontoon to bank is 23 metres. and that at normal water levels we have a metre depth up to 3 metres from the bank. Past this point it quickly gets too shallow to navigate as indicated on the plan.

This area then, lends itself perfectly to the mooring of small boats as there are still 20 metres in which to manoeuvre and moor.

The environmental impact would be nil, whereas it will allow more opportunity for access to the river for local residents.

This is obviously a major investment for the Marina company and the revenue from which, would go some way towards recouping the £20,000 spent last year on providing a superb landing stage next to the slipway and increased car parking facilities for itinerant users.

We would appreciate a swift but positive decision on this, as we have to place an order for £10,000 of pontoons, have them manufactured and fitted before the summer season starts.

If there is any way I can be of further assistance please don't hesitate to let me know.

Kind regards Gary Boughton-Smith.
Marina Manager

07/00832/Ful ABG/742/42